








Product Sheet

Part Number: CTF 06 R



Family	CLASS insert series
Version	with terminal block, screw terminal connection
Series	CT
Product type	with female contacts
Type	right side mounting
Model	female insert
Reference standard	EN 61984 (2001-11)
Contact type	silver plated
No. of poles	6 poles + 
Voltage (V)	400V
Current (A)	16A (A.C.)
Wire section	0,75mm ² - 2,5mm ²
Awg size	18 - 14
Quality mark	    
IP degree of protection	degree of protection IP20 without enclosure, IP65, IP66, IP67 (EN 60529) and IP69K (DIN 40050 - 9) with enclosure

The information and the dimensions contained are not binding and may be changed without prior notice.
The drawing's dimensions are in mm.


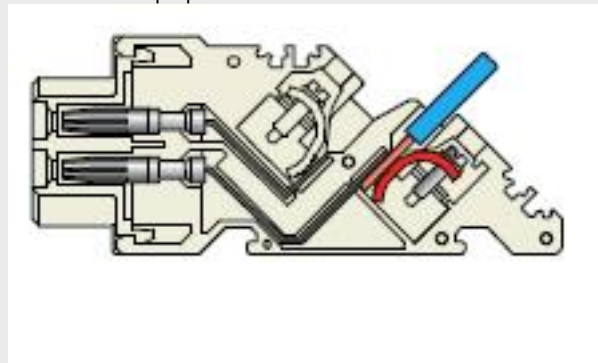
Fixing centre distance size "44.27" only bulkhead mounting housing

Impulse withstand voltage 4kV

Pollution degree 2

Notes

CT ... : for non-prepared conductors



CTF/M 06 L/R inserts

- characteristics according to EN 61984:
16A 400V 4kV 2
- can be mated with CNE, CCE, CCS, CSE, CSH inserts
- inserts may be fitted from front of enclosure
- insulation resistance: > 10 GOhm
- ambient temperature limit: -40 °C ... +125 °C
- are made of self-extinguishing thermoplastic resin UL 94 V0
- mechanical life: > 500 cycles
- contact resistance: < 4 mOhm
- conductors stripping length: 12 mm
- terminal screw torque: 0.4 Nm
- enclosures (only bulkhead mounted housing): size 44.27:
C-TYPE IP65/IP66
C7 IP67 stainless steel lever
V-TYPE IP65/IP66 stainless steel lever
T-TYPE IP65 insulating
JEI zinc-plated steel lever
BIG hoods
W-TYPE aggressive environments
EMC

The information and the dimensions contained are not binding and may be changed without prior notice.
The drawing's dimensions are in mm.